

California WIC APP Set-up Guide


Download the **FREE California WIC App** at the Google Play Store. You may need to sign in with Google.

Android



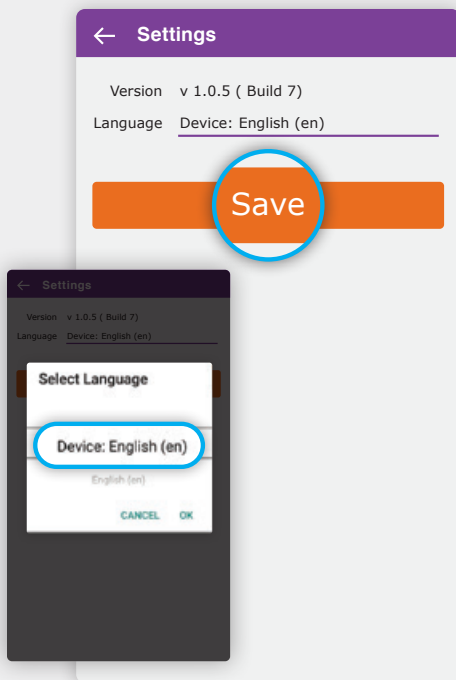
STEP 1

Tap top right corner to choose preferred language.



STEP 2

Tap to select language and tap **Save**.



STEP 3

Tap Register on main screen and fill in registration fields. Tap **Register** at bottom to save.

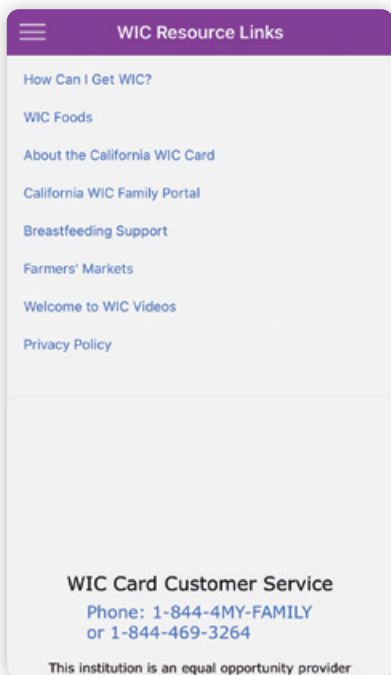
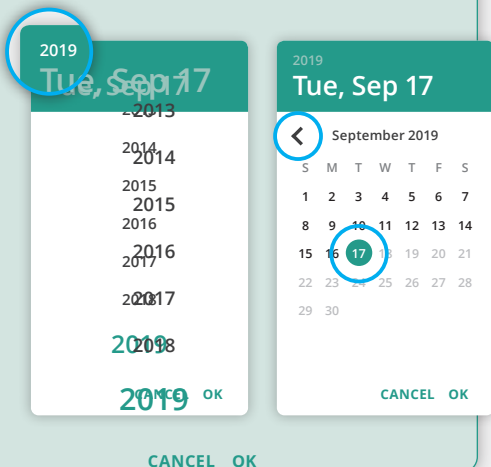
The image shows a 'Register' screen with a purple header. It contains several input fields: 'Email Address' (placeholder: Enter email Address), 'Password' (placeholder: Enter Password), 'Confirm Password' (placeholder: Enter Confirm Password), 'WIC Card Number' (placeholder: Enter WIC Card Number), 'Cardholder Birth Date' (placeholder: Enter Cardholder Birth Date), and 'Mailing Address Zip Code' (placeholder: Enter Mailing Address Zip Code). A green star icon in a speech bubble is positioned next to the 'Cardholder Birth Date' field. At the bottom is an orange 'Register' button.

★ Birth date Helpful Hint!

To easily input your birth date:

First, tap current year.
From the drop-down,
select your birth year.

Second, find your birth
month and day.



Resource Links

Information about WIC
such as:

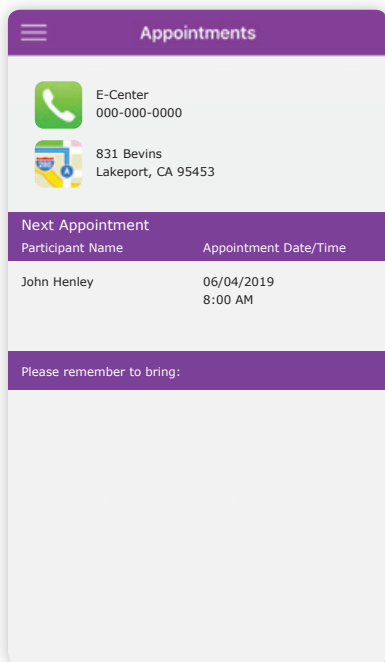
- **About the California WIC Card** lists stores that accept the WIC Card.
- **California WIC Family Portal** has a video on how to shop with the WIC Card.

Tips For Using WIC Icons



Home Screen

- Menu in top left
- Bell in top right turns red when you have an appointment scheduled.
- 6 Menu Icons at bottom.



Appointments

Tap on Appointments icon to see:

- WIC clinic name, phone number, and address.
- Date and time of appointment.
- List of what to bring.



Food Balance

Tap on Food Balance icon to see:

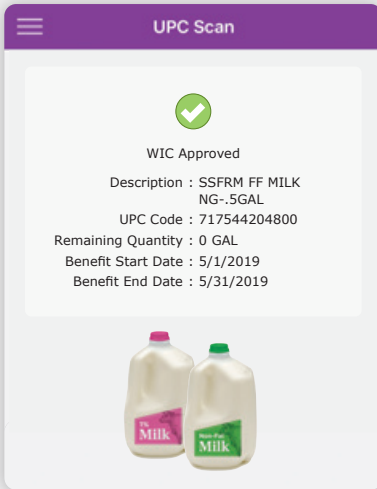
- Benefits start and end dates
- Foods
- Future family benefits



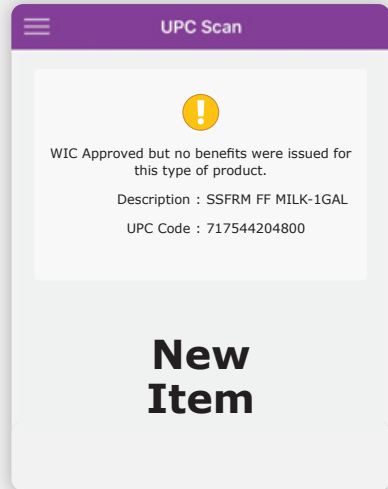
UPC Scan

Scan a product barcode. You will see one of these screens (below).

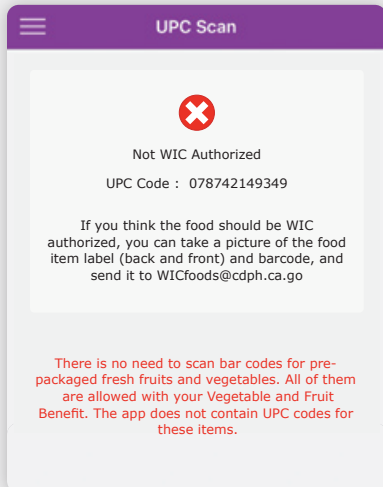
UPC Scan Screens



WIC Approved foods in
your family benefits.



WIC Approved foods
that are not part of your
family benefits package.



Foods not approved
by WIC.



California Department of Public Health, California WIC Program

This institution is an equal opportunity provider.

1-800-852-5770 | <https://m.wic.ca.gov>